


USE
LESS
STUFF



The




Recycling
Activity
Book!

BEFORE YOU BEGIN...

Gather your supplies and protective gear shown below. Next, take a phot of the area before and after to compare how it looks after you are done. Afterwards, share your photos on social media and tag @KeepOKBeautiful in the post!

YOU WILL NEED...



gloves



close-toed shoes



water bottle



hand sanitizer



separate bags for landfill and recycling



sunscreen

SAFETY TIPS:

Be aware of your surroundings. Scan the area for bugs, animals, and hazardous plants. Stay away from traffic and railroad tracks. Wear bright-colored clothing to ensure you are seen. If the weather becomes bad or you become too hot, take a break or try another day. Kids under the age of 8 should always be accompanied by someone 16 or older.

Recycle Word Search


T F I D X T X A S T F U G G T S C P V A D D K
F G O T N Z P A A F W Z F L E W E D D R C T E
R G F H B Z R N S P T J Z A R I P K G L M Q E
W L B X W R E Q R K L N H S D Q Z C X D Z T P
L N W L B E D S T T U S J S U T I M B N O O O
W I D A R O U F Y E C B W J R T X B T B Y F K
H A T G S E C F S B M K B S S F A K C S Z B L
Y G H T L T E U A Z S C L A T G V A H S B C A
U D B L E I E E Z Q C D L Z C Z R G E G O F H
K W U W N R D E C D O P W H F Y P Q C W D D O
R D Y I D S F O J V I H C V W M W Y H U H A M
U J E Y A W H D Y I B L X M W P D T S F E J A
W D I H B V G C T T L X V Q L B R K M U L X B
L X D F I Z S V M K Y G F S R A F Y W Z S P E
U B D M N W U G K G A J P W E L Y N F W H Z A
V V R E C Y C L E B G U L A F U Q T Q S E W U
O C A R D B O A R D B A N N T M P O A W T J T
Q V Q V C E M F L B Q X E U P I O R V Q B K I
S N P F X Q P Q R J D N P H O N T P I T A Q F
A F R Z G A O D Y V A V U X I U J K L V F A U
A F Y B T W S M A W J A P P P M K U T N H D L
A P E B L B T J U G Z K C S N K R X U N T V T
H G F M M Z P E G Q Q X Z R T G F F N X J I R

ALUMINUM
CARDBOARD
COMPOST
EARTH
GLASS

GREEN
LEND A BIN
LITTER
KEEP OKLAHOMA BEAUTIFUL
PLASTIC

RECYCLE
REDUCE
REUSE
TRASH
WASTE


Color me!




Clean-up Checklist

- | | |
|--|--|
| <input type="checkbox"/> ALUMINUM CAN | <input type="checkbox"/> FOOD WRAPPER |
| <input type="checkbox"/> PLASTIC BOTTLE | <input type="checkbox"/> PLASTIC UTENSIL |
| <input type="checkbox"/> CANDY WRAPPER | <input type="checkbox"/> PAPER BAG |
| <input type="checkbox"/> PLASTIC BAG | <input type="checkbox"/> PLASTIC STRAW |
| <input type="checkbox"/> STYROFOAM CONTAINER | <input type="checkbox"/> PAPER SCRAPS |

What other items did you find?



Follow the maze to help recycle this cardboard box!



TEST YOUR KNOWLEDGE!

Turn the page upside down to reveal answers!

① Can plastic grocery bags be recycled?
ONLY at special recycling locations!
Don't put them in your curbside bin!
Instead, take them back to the grocery
store to see if they recycle them!

② How long does it take a plastic bottle
to decompose?

450 years!

③ What do food scraps, paper napkins,
and plant trimmings have in common?
They can be composted!

④ How long does it take a recycled
aluminum can to be back on a
grocery store shelf?

30 days!

⑤ How much money does the state of
Oklahoma spend on picking up litter
each year?

More than \$7 million!